

© International Baccalaureate Organization 2022

All rights reserved. No part of this product may be reproduced in any form or by any electronic or mechanical means, including information storage and retrieval systems, without the prior written permission from the IB. Additionally, the license tied with this product prohibits use of any selected files or extracts from this product. Use by third parties, including but not limited to publishers, private teachers, tutoring or study services, preparatory schools, vendors operating curriculum mapping services or teacher resource digital platforms and app developers, whether fee-covered or not, is prohibited and is a criminal offense.

More information on how to request written permission in the form of a license can be obtained from <https://ibo.org/become-an-ib-school/ib-publishing/licensing/applying-for-a-license/>.

© Organisation du Baccalauréat International 2022

Tous droits réservés. Aucune partie de ce produit ne peut être reproduite sous quelque forme ni par quelque moyen que ce soit, électronique ou mécanique, y compris des systèmes de stockage et de récupération d'informations, sans l'autorisation écrite préalable de l'IB. De plus, la licence associée à ce produit interdit toute utilisation de tout fichier ou extrait sélectionné dans ce produit. L'utilisation par des tiers, y compris, sans toutefois s'y limiter, des éditeurs, des professeurs particuliers, des services de tutorat ou d'aide aux études, des établissements de préparation à l'enseignement supérieur, des fournisseurs de services de planification des programmes d'études, des gestionnaires de plateformes pédagogiques en ligne, et des développeurs d'applications, moyennant paiement ou non, est interdite et constitue une infraction pénale.

Pour plus d'informations sur la procédure à suivre pour obtenir une autorisation écrite sous la forme d'une licence, rendez-vous à l'adresse <https://ibo.org/become-an-ib-school/ib-publishing/licensing/applying-for-a-license/>.

© Organización del Bachillerato Internacional, 2022

Todos los derechos reservados. No se podrá reproducir ninguna parte de este producto de ninguna forma ni por ningún medio electrónico o mecánico, incluidos los sistemas de almacenamiento y recuperación de información, sin la previa autorización por escrito del IB. Además, la licencia vinculada a este producto prohíbe el uso de todo archivo o fragmento seleccionado de este producto. El uso por parte de terceros —lo que incluye, a título enunciativo, editoriales, profesores particulares, servicios de apoyo académico o ayuda para el estudio, colegios preparatorios, desarrolladores de aplicaciones y entidades que presten servicios de planificación curricular u ofrezcan recursos para docentes mediante plataformas digitales—, ya sea incluido en tasas o no, está prohibido y constituye un delito.

En este enlace encontrará más información sobre cómo solicitar una autorización por escrito en forma de licencia: <https://ibo.org/become-an-ib-school/ib-publishing/licensing/applying-for-a-license/>.

**Mathematics: applications and interpretation**  
**Standard level**  
**Paper 1**

Friday 6 May 2022 (afternoon)

Candidate session number

--	--	--	--	--	--	--	--	--	--

1 hour 30 minutes

**Instructions to candidates**

- Write your session number in the boxes above.
- Do not open this examination paper until instructed to do so.
- A graphic display calculator is required for this paper.
- Answer all questions.
- Answers must be written within the answer boxes provided.
- Unless otherwise stated in the question, all numerical answers should be given exactly or correct to three significant figures.
- A clean copy of the **mathematics: applications and interpretation formula booklet** is required for this paper.
- The maximum mark for this examination paper is **[80 marks]**.



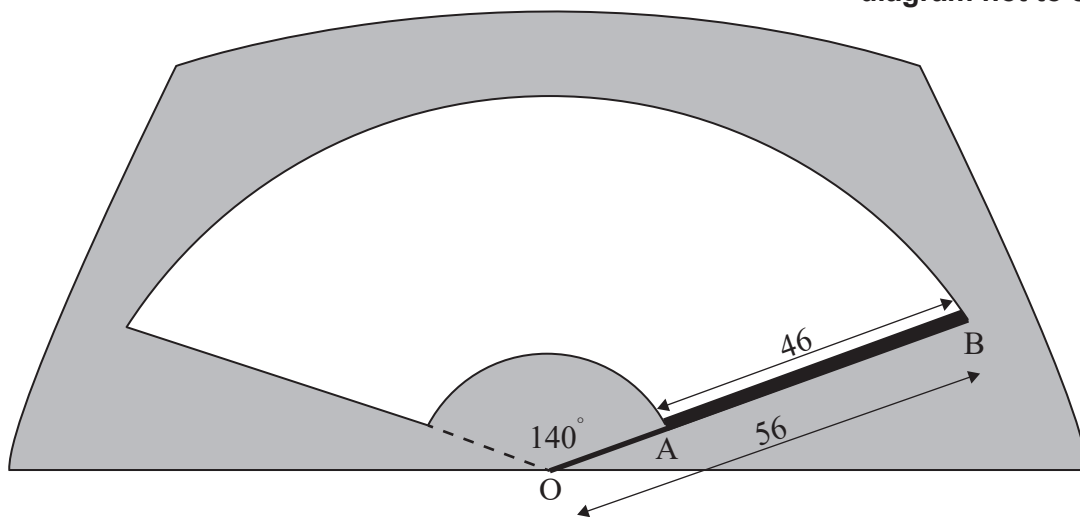
Answers must be written within the answer boxes provided. Full marks are not necessarily awarded for a correct answer with no working. Answers must be supported by working and/or explanations. Solutions found from a graphic display calculator should be supported by suitable working. For example, if graphs are used to find a solution, you should sketch these as part of your answer. Where an answer is incorrect, some marks may be given for a correct method, provided this is shown by written working. You are therefore advised to show all working.

1. [Maximum mark: 5]

The straight metal arm of a windscreen wiper on a car rotates in a circular motion from a pivot point, O, through an angle of  $140^\circ$ . The windscreen is cleared by a rubber blade of length 46 cm that is attached to the metal arm between points A and B. The total length of the metal arm, OB, is 56 cm.

The part of the windscreen cleared by the rubber blade is shown unshaded in the following diagram.

diagram not to scale



- (a) Calculate the length of the arc made by B, the end of the rubber blade. [2]
- (b) Determine the area of the windscreen that is cleared by the rubber blade. [3]

(This question continues on the following page)





## 2. [Maximum mark: 6]

A group of 130 applicants applied for admission into either the Arts programme or the Sciences programme at a university. The outcomes of their applications are shown in the following table.

	Accepted	Rejected
Arts programme	17	24
Sciences programme	25	64

- (a) Find the probability that a randomly chosen applicant from this group was accepted by the university. [1]

An applicant is chosen at random from this group. It is found that they were accepted into the programme of their choice.

- (b) Find the probability that the applicant applied for the Arts programme. [2]

Two different applicants are chosen at random from the original group.

- (c) Find the probability that both applicants applied to the Arts programme. [3]

**(This question continues on the following page)**

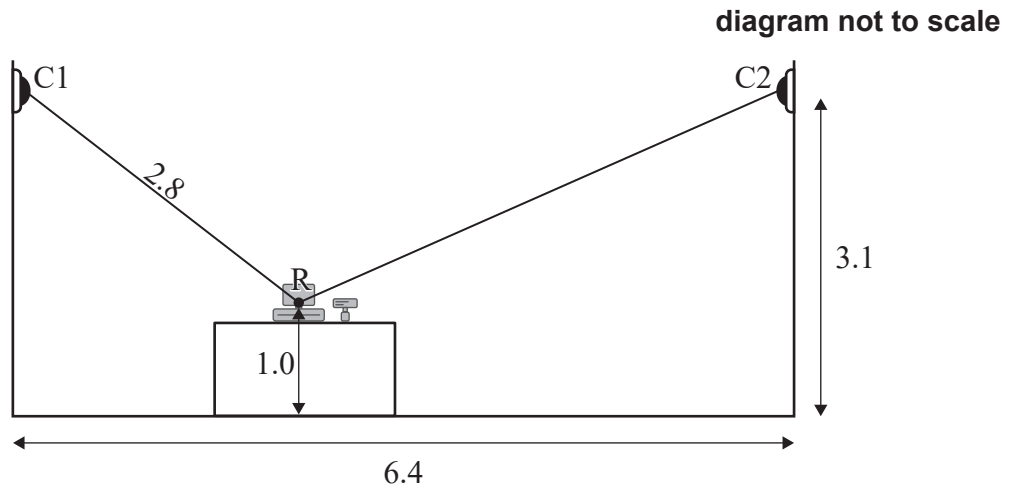




3. [Maximum mark: 8]

The owner of a convenience store installs two security cameras, represented by points C1 and C2. Both cameras point towards the centre of the store's cash register, represented by the point R.

The following diagram shows this information on a cross-section of the store.



The cameras are positioned at a height of 3.1 m, and the horizontal distance between the cameras is 6.4 m. The cash register is sitting on a counter so that its centre, R, is 1.0 m above the floor.

The distance from Camera 1 to the centre of the cash register is 2.8 m.

- (a) Determine the angle of depression from Camera 1 to the centre of the cash register. Give your answer in degrees. [2]
- (b) Calculate the distance from Camera 2 to the centre of the cash register. [4]
- (c) Without further calculation, determine which camera has the largest angle of depression to the centre of the cash register. Justify your response. [2]

**(This question continues on the following page)**











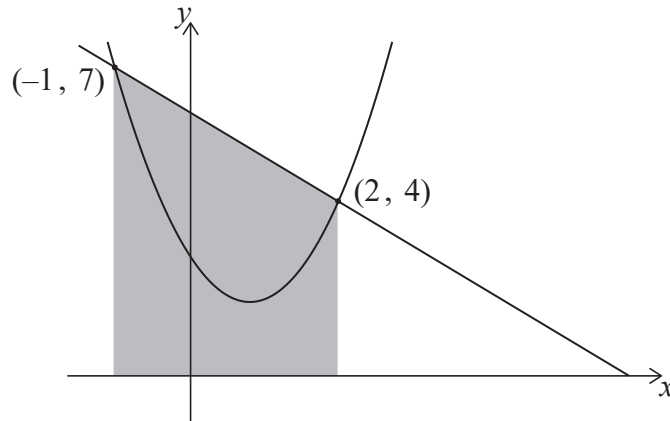
6. [Maximum mark: 7]

The graphs of  $y = 6 - x$  and  $y = 1.5x^2 - 2.5x + 3$  intersect at  $(2, 4)$  and  $(-1, 7)$ , as shown in the following diagrams.

In **diagram 1**, the region enclosed by the lines  $y = 6 - x$ ,  $x = -1$ ,  $x = 2$  and the  $x$ -axis has been shaded.

diagram not to scale

Diagram 1



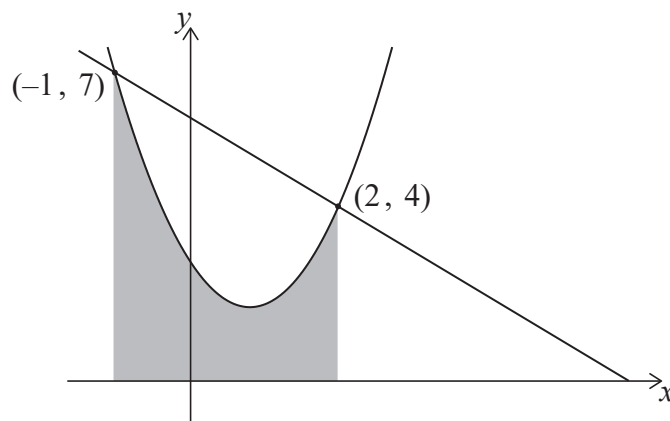
(a) Calculate the area of the shaded region in **diagram 1**.

[2]

In **diagram 2**, the region enclosed by the curve  $y = 1.5x^2 - 2.5x + 3$ , and the lines  $x = -1$ ,  $x = 2$  and the  $x$ -axis has been shaded.

diagram not to scale

Diagram 2



(b) (i) Write down an integral for the area of the shaded region in **diagram 2**.

(ii) Calculate the area of this region.

[3]

(c) Hence, determine the area enclosed between  $y = 6 - x$  and  $y = 1.5x^2 - 2.5x + 3$ .

[2]

(This question continues on the following page)





7. [Maximum mark: 5]

A college runs a mathematics course in the morning. Scores for a test from this class are shown below.

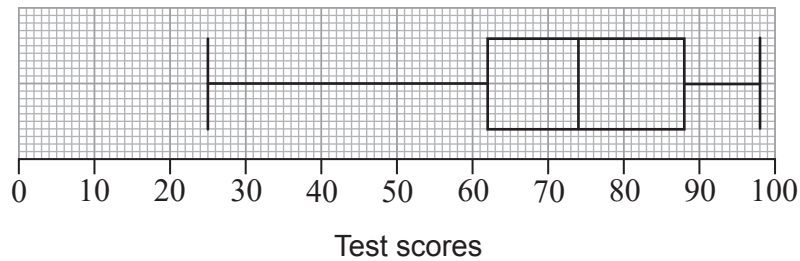
25 33 51 62 63 63 70 74 79 79 81 88 88 90 90 98

For these data, the lower quartile is 62 and the upper quartile is 88.

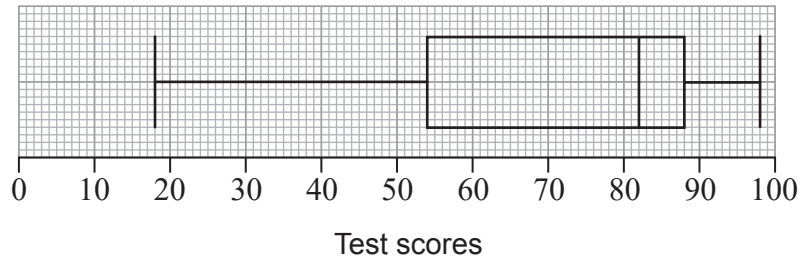
(a) Show that the test score of 25 would not be considered an outlier.

[3]

The box and whisker diagram showing these scores is given below.



Another mathematics class is run by the college during the evening. A box and whisker diagram showing the scores from this class for the same test is given below.



A researcher reviews the box and whisker diagrams and believes that the evening class performed better than the morning class.

(b) With reference to the box and whisker diagrams, state one aspect that may support the researcher's opinion and one aspect that may counter it.

[2]

(This question continues on the following page)





8. [Maximum mark: 6]

A study was conducted to investigate whether the mean reaction time of drivers who are talking on mobile phones is the same as the mean reaction time of drivers who are talking to passengers in the vehicle. Two independent groups were randomly selected for the study.

To gather data, each driver was put in a car simulator and asked to either talk on a mobile phone or talk to a passenger. Each driver was instructed to apply the brakes as soon as they saw a red light appear in front of the car. The reaction times of the drivers, in seconds, were recorded, as shown in the following table.

Talking on mobile phone	Talking to passenger
0.69	0.67
0.87	0.86
0.98	0.60
1.04	0.81
0.79	0.76
0.87	0.71
0.71	0.74

At the 10% level of significance, a  $t$ -test was used to compare the mean reaction times of the two groups. Each data set is assumed to be normally distributed, and the population variances are assumed to be the same.

Let  $\mu_1$  and  $\mu_2$  be the population means for the two groups. The null hypothesis for this test is  $H_0: \mu_1 - \mu_2 = 0$ .

- (a) State the alternative hypothesis. [1]
- (b) Calculate the  $p$ -value for this test. [2]
- (c) (i) State the conclusion of the test. Justify your answer.
- (ii) State what your conclusion means in context. [3]

(This question continues on the following page)

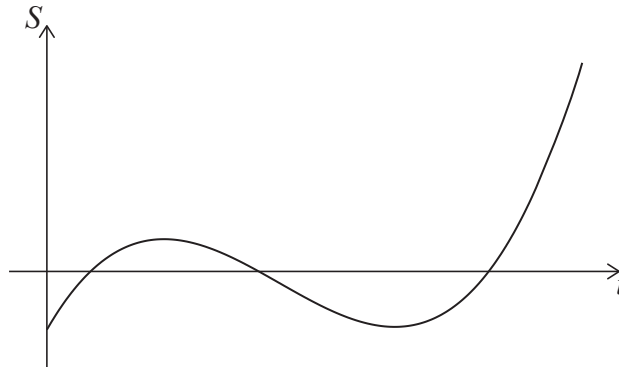






9. [Maximum mark: 8]

The graph below shows the average savings,  $S$  thousand dollars, of a group of university graduates as a function of  $t$ , the number of years after graduating from university.



(a) Write down one feature of this graph which suggests a cubic function might be appropriate to model this scenario.

[1]

The equation of the model can be expressed in the form  $S = at^3 + bt^2 + ct + d$ , where  $a$ ,  $b$ ,  $c$  and  $d$  are real constants.

The graph of the model must pass through the following four points.

$t$	0	1	2	3
$S$	-5	3	-1	-5

(b) (i) Write down the value of  $d$ .

(ii) Write down three simultaneous equations for  $a$ ,  $b$  and  $c$ .

(iii) Hence, or otherwise, find the values of  $a$ ,  $b$  and  $c$ .

[4]

A negative value of  $S$  indicates that a graduate is expected to be in debt.

(c) Use the model to determine the total length of time, in years, for which a graduate is expected to be in debt after graduating from university.

[3]

**(This question continues on the following page)**



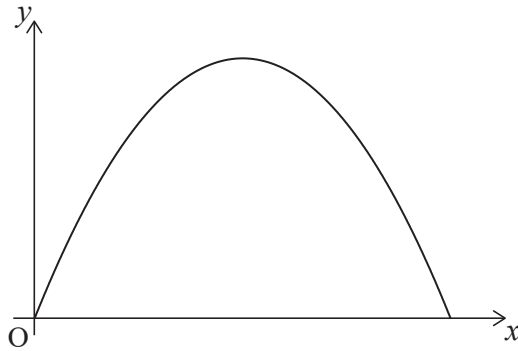






12. [Maximum mark: 5]

The cross-section of an arched entrance into the ballroom of a hotel is in the shape of a parabola. This cross-section can be modelled by part of the graph  $y = -1.6x^2 + 4.48x$ , where  $y$  is the height of the archway, in metres, at a horizontal distance,  $x$  metres, from the point O, in the bottom corner of the archway.



- (a) Determine an equation for the axis of symmetry of the parabola that models the archway. [2]

To prepare for an event, a square-based crate that is 1.6 m wide and 2.0 m high is to be moved through the archway into the ballroom. The crate must remain upright while it is being moved.

- (b) Determine whether the crate will fit through the archway. Justify your answer. [3]

.....

.....

.....

.....

.....

.....

.....

.....

.....

.....

.....

.....





Please **do not** write on this page.

Answers written on this page  
will not be marked.



24EP22

Please **do not** write on this page.

Answers written on this page  
will not be marked.



24EP23



Please **do not** write on this page.

Answers written on this page  
will not be marked.



24EP24